

**PREMIERE
LIGNE** en santé

**EXHIBITORS
GUIDE**

2026

PALAIS DES CONGRÈS, MTL

**9-10
APRIL**



DISCOVER THE EXPLS SERVICE

FLOOR PLAN

EXHIBITION SPACE

EXHIBITOR BADGES

ADDITIONAL REQUIREMENTS

PROMOTIONAL ITEMS AND RAFFLES

EXHIBITOR OBLIGATIONS

GENERAL RESTRICTIONS

MANAGING YOUR EXHIBITOR ACCOUNT

Accommodation and Logistics

Preferential Code


Parking

HANDLING AND LOADING DOCK

PROGRAM SCHEDULE

REMINDER LIST

We are committed to offering you an exceptional experience as an exhibitor at **Première Ligne en Santé (PLS)**. This is why we created **EXPLS**, an exclusive and entirely free support service designed to optimize your presence and help you get the most out of this major event.

The **PLS** Mobile App  is a brand-new electronic platform designed and developed to turn every interaction into an opportunity and maximize your impact at **PLS!**

This essential tool enables you to track participant registrations, manage your interactions with them, and access communication tools to enhance your visibility before and during the event.

This application complements our support service by providing you with an overview of your performance, including detailed post-event analytics. It allows you to measure the impact of your presence and better plan for your future participations.



DOWNLOAD
PLS APP



FLOOR PLAN



EXPO PLS floor plan



MAP LEGEND



Zone 1



Zone 4



Zone 2



Zone 5



Zone 3



PLS kiosks



The EXPO **PLS** hall is the nerve center of the event! Participants will enjoy coffee breaks and lunches in this space. The exhibitor hall also hosts special activities and will be the venue for the end-of-day networking cocktail on **April 9 at 5 PM.**



PLS EXPERIENCE

Activities

- ▬ The Professional's Circle
- ▬ The Puppy Park
- ▬ Le Grand Jeu PLS
- ▬ La Clinique mobile DocToCoc
- ▬ La Clinique musculosquelettique
- ▬ The Multi-d Business Lounge
- ▬ The PLS Cocktail
- ▬ The Aging In Quebec Zone
- ▬ The Hearing Health Lounge
- ▬ The Paramedicine & Prehospital Zone

CONNECT PLS

- ▬ L'espace photo pro
- ▬ The Canadian Pavilion
- ▬ The Starting on the Right Foot Clinic
- ▬ The Community Pharmacy Lounge
- ▬ The Prevention and Immunity Centre
- ▬ The Integrative Health Lounge
- ▬ The Colorectal Cancer HUB
- ▬ The Research HUB
- ▬ Le quartier de la prévention Santé de la femme
- ▬ The Leader's Agora and its podcast

INNOVE PLS

- ▬ The Huotco Lounge
- ▬ The PLS Awards Lounge
- ▬ The Facnet Lounge
- ▬ The Medfar AI Centre

EXHIBITION SPACE



YOUR BOOTH

What your 10' x 10' space includes:


- White rigid divider walls
- A maximum display height of 8'
- An interior width within the structure of 9' 9"
- Identification sign with your company name or custom text (black uppercase lettering on a white background)
- One white counter (40" x 20" x 40")*
- Two stools*
- One wastebasket
- Light rail
- 15-amp electrical outlet
- Basic wireless internet access (5 Mbps)
- Full access to conferences
- Full access to catering services, including water, coffee, breakfast, and lunch for both days, as well as the June 5 cocktail event
- Three exhibitor badges for your representatives
- Option to register an additional representative for \$450

* NOTE

White counter and stools are subject to availability and may vary.





WALL



END OF AISLE



AISLE



WHAT YOUR SPACE DOES NOT INCLUDE:


- Extension cords*
- Power strips*
- Handling of materials
- Delivery of your materials**
- Accommodation
- Parking
- Installation and/or dismantling of your materials in your booth



* NOTE

* Additional electrical connections and wiring will incur additional charges.

** For more information on delivery, please refer to the "ADDITIONAL REQUIREMENTS" section on p. 14.



*NOTE

*Please notify us in writing by **March 13, 2026** if you will be bringing your own booth.

**For more information please refer to the "ADDITIONAL REQUIREMENTS" section on p. 14.

AUTHORIZED MATERIALS:

All materials must comply with the dimensions of your booth. No additional space will be allowed. Below are the authorized promotional materials for the event:

- Freestanding banners, such as "roll-up" or "parapost"
- Freestanding booth structure (maximum 9' 9" wide and 8' high for a single booth)*
- Promotional documents
- Brochure stands
- Promotional items**
- Laptop and freestanding flat-screen display

EXHIBITOR BADGES

Once again this year, we are bringing back **interactive badges** for participants. These provide a clear and dynamic presentation of exhibitors and the activities they are participating in.



EXHIBITOR BADGES

Here are the five types of badges available:



Highlighting a special collaboration with the event.



For exhibitors participating in conferences and/or workshops.



For exhibitors offering interactive demonstrations or a special activity.



Recognizing companies that have innovated in the past year.



For those offering special snacks, promotional items, and/or organizing a draw/contest.

STORAGE:

A shared storage room will be made available to exhibitors. Access will be granted by contacting members of the **PLS** coordination team.

- Empty boxes, crates, and cartons must be clearly labeled.

HOW TO ACCESS THE STORAGE ROOM?

When you need access to the storage room, please reach out to a member of the **PLS** team on-site or request assistance from the reception desk staff.



ADDITIONAL REQUIREMENTS

Except for the basic equipment and services included in the registration (see p. 9), all additional services and equipment will be at the exhibitor's expense. Do not hesitate to contact our team, who will be happy to assist you based on your needs, at info@productionsplakett.ca.

MARKETING TOOLBOX

Looking for marketing materials to showcase your participation in **PLS 2026**?

The promotional toolkit provides you with all the visuals, logos, and key materials you need to boost your visibility before, during, and after the event.


SEE THE TOOLBOX



MERCI À TOUS NOS PARTENAIRES! THANK YOU TO ALL OF OUR PARTNERS!



MERCI À TOUS NOS COLLABORATEURS! THANK YOU TO ALL OF OUR COLLABORATORS!



A TEAM OF EXPERTS TO SUPPORT YOU

Here is a list of experienced providers who can assist you at this stage.

STUDIOGRIF

Studiogrif is our official partner and supplier for design and visual conception services. Below are some of the services offered by their team:

- Custom visual and graphic design for booths
- Creation of visual materials such as posters, banners, and booth backdrops
- Development of visual identities for your stands and promotional items (goodies)
- Branding advice to maximize the impact of your presence
- Production and printing of graphic materials (promotional documents, prints)



To contact Studiogrif, you can reach Ms. Sophie Gagnon at sophie.gagnon@studiogrif.ca or at **450-939-2424**.

GES

GES is our official supplier, offering comprehensive logistical support for exhibition services. Below are some of the services provided by GES:

- Custom booth design, installation, and dismantling
- Booth furniture and accessories
- Carpeting and flooring solutions
- Graphic printing, including booth backdrops
- Labor services

You can browse the GES catalog at bit.ly/4a3GqNE or contact their project manager, Ms. Julie Ouellet, at jouellet@ges.com.



TKNL

TKNL is our official supplier for audiovisual services. Here are some of the services offered by TKNL:

- Suspended rigging
- Supply and installation of audiovisual equipment for booths
- Sound systems and lighting tailored to exhibitors' needs
- Video projection solutions and digital screens
- Special projects
- Specialized labor for equipment installation and dismantling



Please send your request at servicetechniques@tknl.com, specifying the PLS event.

PALAIS DES CONGRÈS DE MONTRÉAL

The Palais des congrès de Montréal is responsible for providing the following services:

- Telecommunications/Internet (additional service)
- Electrical services (additional outlets)
- Handling
- Security
- Booth cleaning



The deadline to benefit from the preferential rates offered by GES, the Palais des congrès de Montréal, and TKNL is **March 23, 2026**.

To place an order with the Palais des congrès de Montréal, visit the following website: bit.ly/4a3GqNE and select the **PLS** event from the list of events at the bottom of the page (April).



FOOD POLICY

Le The Palais des congrès de Montréal enforces strict regulations regarding food management. It is strictly **prohibited to bring food, beverages, candies, bottled water, or any similar items onto the premises**. Products offered and distributed for free as samples **must not compete with or hinder sales by Maestro Culinaire**. To qualify as a sample, the product must be directly related to the exhibitor's business and distributed with the purpose of promoting public awareness.

Only exhibitors who have received prior authorization will be permitted to distribute food samples. For any requests, please contact our team at info@productionsplakett.ca.

Examples of **Authorized Samples:**

- A coffee roastery offering coffee tastings
- An insurance company handing out candy bags

Examples of **Unauthorized Samples:**

- An EMR company distributing popcorn
- An establishment handing out chocolates



PROMOTIONAL ITEMS AND DRAWS



PROMOTIONAL ITEMS AND DRAWS

Exhibitors are encouraged to enhance participants' experiences and contribute to the success of the event by offering promotional items, gifts, contests, draws, or special activities.

These additions help attract and retain visitors at your booth.

However, contests and draws remain the sole responsibility of the exhibitor.

- Each exhibitor must independently manage the allocation of their prize(s)
- It is the exhibitor's responsibility to announce the winner(s) through their own communication channels (e-mail, social networks, event platform, etc.).
- As of October 27, 2023, contests and draws organized by exhibitors are no longer subject to regulatory or administrative requirements (forms) from the Régie des alcools, des courses et des jeux.



EXHIBITOR OBLIGATIONS



EXHIBITION SPACE

RESPECT FOR PROVIDED MATERIALS

The structure and furniture of your booth are on loan, and no modifications or alterations may be made unless otherwise authorized. Displaying materials is allowed as long as it does not damage the panels or leave permanent marks.

ENSURING BOOTH PRESENCE

As an exhibitor, you are committed to ensuring a presence at your booth at all times during public hours: from **7:30 AM to 5 PM on April 9** and from **7:30 AM to 3 PM on April 10**. We also recommend ensuring your presence during peak hours, including breaks and lunches, specifically:

THURSDAY, APRIL 9

- 7:30 AM - 8:30 AM Networking Breakfast
- 10:30 AM - 11:30 AM Break
- 12:30 PM - 2:30 PM Networking Lunch Break
- 5 PM - 6:30 PM Networking Cocktail

FRIDAY, APRIL 10

- 7:30 AM - 8:30 AM Welcome & Networking Breakfast
- 10 AM - 11 AM Break
- 12:30 PM - 2:30 PM Lunch Break

TOTAL: 9 HOURS
Direct exposure to participants



SALES AND PROMOTION

Mobile sales or solicitation is not permitted.

The sale and promotion of medications are strictly prohibited during the event.

SOUND LIMITS

Music played inside booths must remain within acceptable limits.

The event organizers reserve the right to prohibit its use if it disrupts the ambient sound environment.

BOOTH CLEANLINESS

Exhibitors are responsible for maintaining the cleanliness of their booth during exhibition hours. Cleaning services will be provided for aisles and common areas but not within the booth perimeter. Exhibitors may handle booth cleaning themselves or arrange for the service through the Palais des congrès at congresmtl.com/services/commander-des-services/.

INSURANCE

Exhibitors must have their own liability insurance.

PLS or its agents are not responsible for personal or material damages to products, booths, equipment, or decorations caused by fire, water, theft, or any other cause within the venue or during transitions in the building.

Proof of liability insurance with a minimum limit of \$2,000,000 must be available on-site and ready for presentation if required.

GENERAL RESTRICTIONS



GENERAL RESTRICTIONS OF THE PALAIS DES CONGRÈS DE MONTRÉAL

COMMON AREAS

Exhibitors must not obstruct hallways, elevators, staircases, foyers, lobbies, emergency exits, or other rooms in the Palais des congrès.

STICKERS

The distribution of any kind of stickers is strictly prohibited.

BALLOONS OR CONFETTI

The use of helium-filled balloons must be pre-authorized by the Palais des congrès de Montréal.

To request approval, please email info@productionsplakett.ca.

The use of confetti or similar items is strictly prohibited.

Non-compliance will result in cleaning costs being charged to the exhibitor.

ALCOHOL CONSUMPTION

To reduce the risk of accidents, no alcoholic beverages are permitted during setup and dismantling periods.

MAINTENANCE

Exhibitor trash bins must be placed outside the booth in the aisle every evening at the close of the exhibition. These will be emptied by the Palais des congrès staff. However, bins left inside the booth will not be emptied.

SMOKING/VAPING

The Palais des congrès de Montréal is proud to provide a smoke-free environment.

CARE OF THE VENUE

Exhibitors must take necessary measures to prevent damage to the rented spaces or the property of others. Exhibitors will be held responsible for any damages.

Residual adhesive, paint, or stains found after dismantling will be cleaned by the Palais staff, and the costs will be charged to the exhibitor.

SECURITY

The Palais des congrès de Montréal provides general building security on a 24-hour basis. However, this service does not cover the protection of client or event property within the rented spaces. Exhibitors are entirely responsible for the safety of their belongings at all times and at their own expense. We strongly recommend not leaving personal items or valuables unattended.

Neither the Première Ligne en Santé (**PLS**) management nor the Palais des congrès de Montréal will be held responsible for theft or damage to exhibitors' merchandise or property during the event, including setup and dismantling periods, nor for any injuries sustained by exhibitors or their representatives.

If you wish to arrange additional protection for your booth, you can do so through the Palais des congrès de Montréal's e-commerce portal: bit.ly/4a3GqNE.

RECYCLING AND WASTE MANAGEMENT

In alignment with eco-friendly practices, exhibitors must use the recycling facilities provided (paper, cardboard, glass, plastic) during setup, dismantling, and throughout the exhibition.

MANAGING YOUR EXHIBITOR ACCOUNT



PLS provides you with a comprehensive electronic application to facilitate the management and coordination of your activities related to the conference.

The **PLS** Mobile App allows you to:

- Independently manage the registration of your representatives, transfer tickets, and handle last-minute changes.
- Edit your company information.
- Register your booth for various activities offered by the event to enhance your participation.
- View the participant list and target your audience effectively.
- Send messages and invitations to participants.
- Collect profiles and contact information of the people you connect with.
- Organize a draw or contest.
- View your performance data and compare it with other exhibitors.



Download the PLS Mobile App on Google Play or Apple Store today.



REGISTRATION OF YOUR REPRESENTATIVES

The deadline to register all your representatives and avoid delays at reception is **Thursday, April 2, 2026.**



ACCOMMODATION AND LOGISTICS

A block of rooms at a preferential rate
is available at the following hotel:

Hôtel Monville
1041, de Bleury street
Montreal, Quebec
H2Z 1M7
[Web Site](#)



NOTE

Room availability is not guaranteed,
and we strongly recommend booking
your room as early as possible.

PREFERENTIAL CODE

0426PLS

TO MAKE A RESERVATION :

- [Website](#)
- Phone : 514 379-2000



PARKING

There are several parking options available on-site and near the Palais des congrès, including:

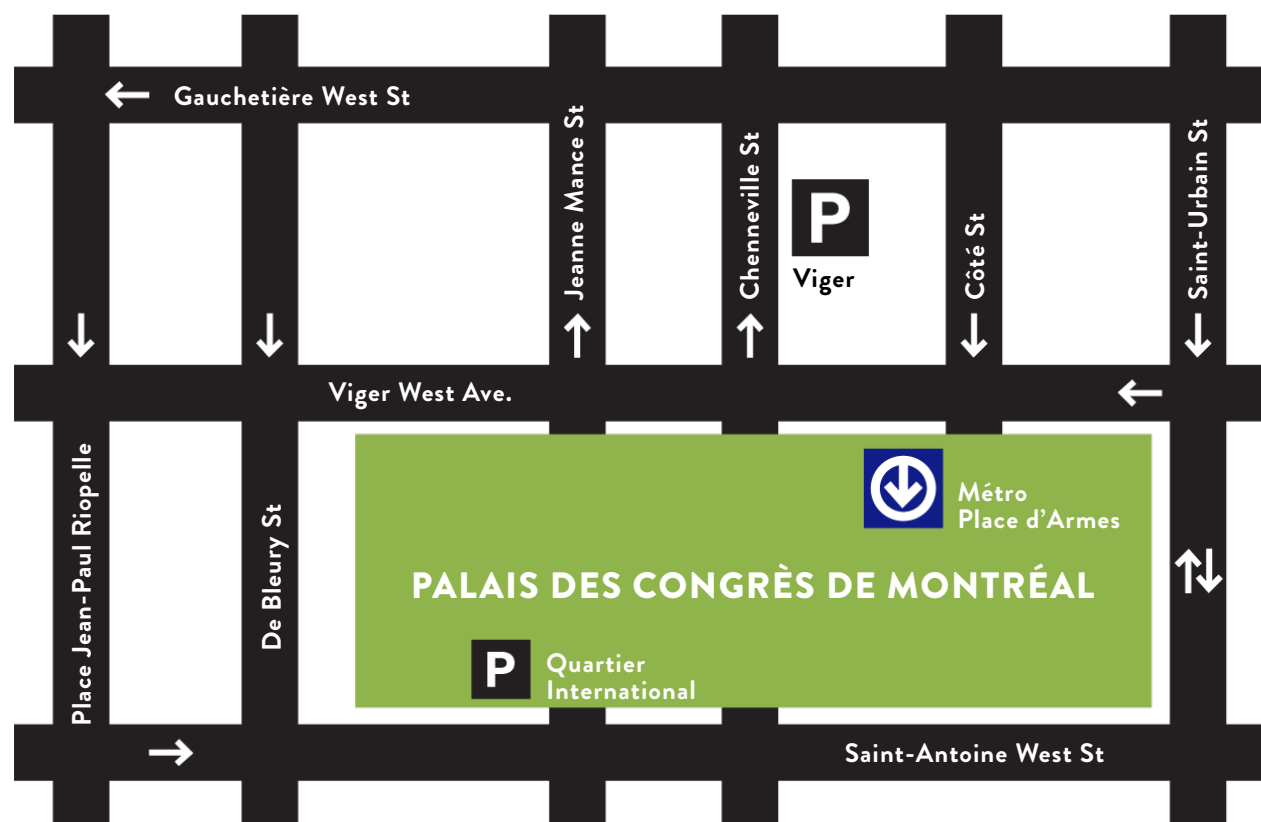
- Palais des congrès Indoor Parking: 400 spaces located on Chenneville Street, accessible via Viger Avenue.
- QIM (Quartier International Montréal) Indoor Parking: 1,200 spaces accessible via Saint-Antoine Street West.

Parking rates vary by location, with an estimated cost of approximately **\$25 per day**.

Prices are subject to change without notice.

PARKING MAP

For quick access, we recommend using the Palais des congrès parking, which is the closest to the event.







PAID PARKING SPACES ON THE STREETS

Metered parking spaces are available on the streets surrounding the Palais des congrès and in various areas of the city.

The **P\$ Mobile Service** app allows you to pay for parking using your smartphone. You can pay, without additional fees, for a parking spot in the City of Montreal equipped with a meter and remotely extend your parking time without having to move your vehicle.



DELIVERY BY SHIPPING AND HANDLING SERVICES



DELIVERY BY SHIPPING AND HANDLING SERVICES

For special requests regarding delivery or handling, please refer to the “ADDITIONAL REQUIREMENTS” section (p. 14).

Please note that the loading dock is accessible only during setup and dismantling hours.

GES: ADVANCE SHIPPING

GES offers the option to receive your materials in advance of the event. They will handle the storage and delivery of your materials to your booth on the first day of setup. Starting March 4, 2026, you can order this service through their portal: bit.ly/4a3GqNE
Fees will apply based on your request.



NOTE

The advance handling service does not include the return of your materials to the warehouse after the exhibition closes. Your carrier must collect your materials at the designated loading dock.

Exhibitors using a non-official carrier are responsible for making their own arrangements.

NALSI: TRANSPORT

Nalsi is the official carrier for the event. Access the order forms at the link below and place your order by emailing montreal@nalsi.com.

Nalsi - Transport and customs forms

The order form must be sent before **March 23, 2026**.

DELIVERY BY ANOTHER CARRIER

If you choose not to use the official carrier and/or for on-site deliveries

- The Palais des congrès de Montréal will accept materials starting from the setup date only, which is **April 8, 2026**.
- Any materials delivered before this date will be refused.
- The regular operating hours for the loading dock are from 7 AM to 11 PM.

DELIVERY DOCK

163 St-Antoine West,
Montreal, Qc H2Z 1X8



NOTE

The exhibitor must be present at the time of delivery. Under no circumstances can the Palais des congrès de Montréal or the event organizers be held responsible for materials received in the absence of the exhibitor.

For direct on-site deliveries, address your packages as follows:

NAME OF EVENT: **PREMIÈRE LIGNE EN SANTÉ 2026**

EVENT DATE: **APRIL 9-10, 2026**

NAME OF RECIPIENT (COMPANY/PERSON RESPONSIBLE):

ROOM/STAND NUMBER: **210 # YOUR BOOTH #**

PROGRAM SCHEDULE



THURSDAY, APRIL 9

7:30 AM - 8:30 AM	Welcome and Networking Breakfast – EXPO PLS Lounge
8:30 AM - 9:30 AM	Opening Remarks
9:30 AM - 10:30 AM	Conferences and Workshops
10:30 AM - 11:30 AM	Break – EXPO PLS Lounge
11:30 AM - 12:30 PM	Conferences and Workshops – Exhibitors’ Lunch
12:30 PM - 2:30 PM	Lunch break
2:30 PM - 3:30 PM	Conferences and Workshops
3:30 PM - 4 PM	Snack Break
4 PM - 5 PM	Conferences and Workshops
5 PM - 6:30 PM	PLS Cocktail

FRIDAY, APRIL 10

7:30 AM - 8:30 AM	Welcome and Networking Breakfast – EXPO PLS Lounge
8:30 AM - 9 AM	Opening Remarks
9 AM - 10 AM	Conferences and Workshops
10 AM - 11 AM	Break – EXPO PLS Lounge
11 AM - 12:30 PM	Conferences and Workshops – Exhibitors’ Lunch
12:30 PM - 2:30 PM	Lunch break
2:30 PM - 3:30 PM	Conferences and Workshops
3 PM	EXPO PLS Lounge Close
3:30 PM	End of Congress

The detailed schedule is subject to change up to two months before the event.

PLS undertakes not to reduce the exhibition time.

REMINDER LIST

<p>March 23</p>	<ul style="list-style-type: none"> ➤ Deadline for food or beverage distribution requests with Maestro Culinaire. ➤ Deadline for preferential rates for requests with the Palais des congrès or your booth (GES). ➤ Deadline for graphic design requests. ➤ Deadline to complete your handling request and identification.
<p>April 2</p>	<p>Deadline to finalize the registration of your representatives in the PLS application.</p>
<p>April 8 12 PM to 5 PM</p>	<ul style="list-style-type: none"> ➤ Booth setup for exhibitors. All booth setups must be completed by 7:15 PM on Wednesday, April 8 ➤ Exhibitor registration and badge collection.
<p>April 9 7 AM to 7:45 AM</p>	<p>Exhibitor hall opens for exhibitors. The exhibitor hall – Opens to the public at 7:30 AM.</p>
<p>April 9 5 PM to 6:30 PM</p>	<p>Networking cocktail event</p>
<p>April 9 7 PM to 9:30 PM</p>	<p>Gala IMPACT PLS</p>
<p>April 10 7:30 AM to 4:15 PM</p>	<p>Second day of the event. Exhibitor hall – Opens at 7:30 AM.</p>
<p>April 10 3 PM to 5 PM</p>	<ul style="list-style-type: none"> ➤ Booth dismantling for exhibitors. (No booth dismantling will be permitted before 3:00 PM) ➤ Deadline to register your representatives in the PLS Mobile App.

Our coordination team will be delighted to assist you and respond to your requests throughout your pre-event preparations. You can reach us by email at info@productionsplakett.ca.

